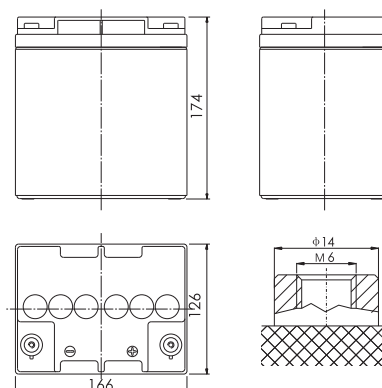


6-FM-24A

FM Series
Battery For General Use



Specifications

Nominal Voltage		12V
Rated Capacity (20 hour rate)		24Ah
Dimensions	Total Height (with terminals)	6.85 inches(174mm)
	Height	6.85 inches(174mm)
	length	6.54 inches(166mm)
	width	4.96 inches(126mm)
Weight		Approx.17.6 Pound(8.0kg)

Characteristics

Capacity 77°F(25°C)	20 hour rate (1.20A)	24 Ah
	10 hour rate (2.23A)	22.3 Ah
	5 hour rate (3.84A)	19.2 Ah
	1hour rate (14.4A)	14.4 Ah
	15Minute Rate (42.2A)	10.55 Ah
Internal Resistance	Full charged Battery	
	77°F(25°C)	12 MΩ
Capacity affected by Temperature (20hour rate)	104°F(40°C)	102%
	77°F(25°C)	100%
	32°F(0°C)	85%
	5°F(-15°C)	65%
Self-Discharge 77°F(25°C)	Capacity after 3 month storage	91%
	Capacity after 6 month storage	81%
	Capacity after 12 month storage	60%
Max. Discharge Current 77°F(25°C)		360A(5S)
Terminal		M1
Charge (Constant Voltage)	Cycle	Initial Charging Current less than 7.2A
		Voltage 14.4~14.7 V / 77°F(25°C)
	Float	Voltage 13.5~13.8V / 77°F(25°C)

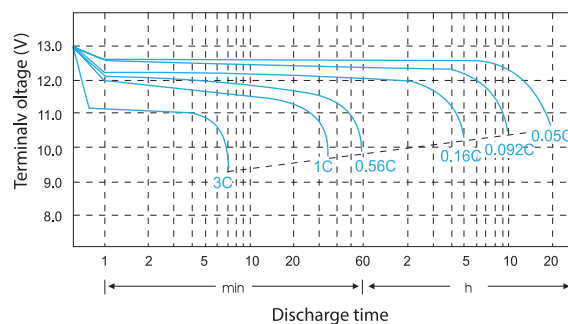
Constant Current Discharge (AMPERES @25°C)

F.V/Time	5Min	10Min	15Min	30Min	60Min	2H	3H	4H	5H	10H	20H
9.6	91.4	58.1	46.6	25.9	15.8	8.95	6.17	4.94	4.18	2.28	1.22
9.9	89.3	56.4	44.9	25.2	15.4	8.64	6.10	4.90	4.16	2.26	1.21
10.2	85.2	54.0	43.4	24.7	15.0	8.52	6.03	4.85	4.13	2.24	1.21
10.5	81.6	51.8	41.8	24.3	16.6	8.40	6.00	4.68	4.03	2.12	1.18
10.8	76.8	51.3	39.6	23.7	14.20	8.20	5.90	4.68	4.03	2.19	1.18

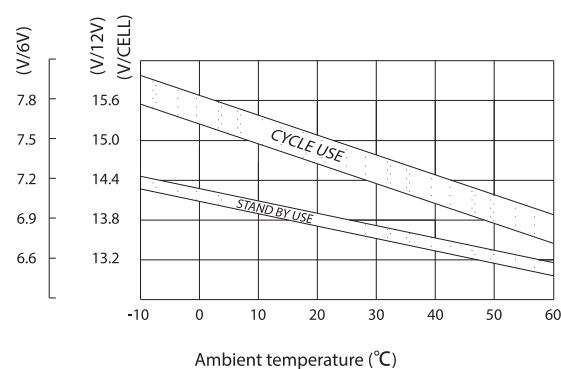
Constant Power Discharge (WATTS PER CELL@25°C)

F.V/Time	5Min	10Min	15Min	30Min	60Min	2H	3H	4H	5H	10H	20H
9.6	1019	653	529	295	183	105	73.3	58.9	49.8	27.3	16.6
9.9	995	635	510	289	179	101	72.6	58.4	49.7	27.1	14.6
10.2	951	608	494	284	170	98.6	71.6	57.4	48.8	26.9	14.5
10.5	911	585	476	281	170	98.6	71.6	57.4	48.8	26.9	14.5
10.8	859	580	451	273	164	95.9	70.6	56.0	48.3	26.3	14.2

Discharge Curves 77°F(25°C)

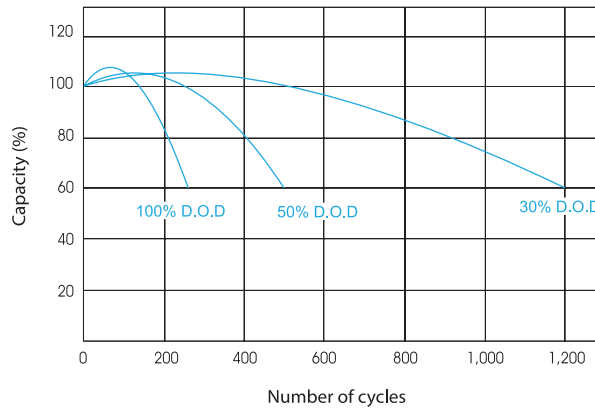


Relationship between charge voltage and temperature

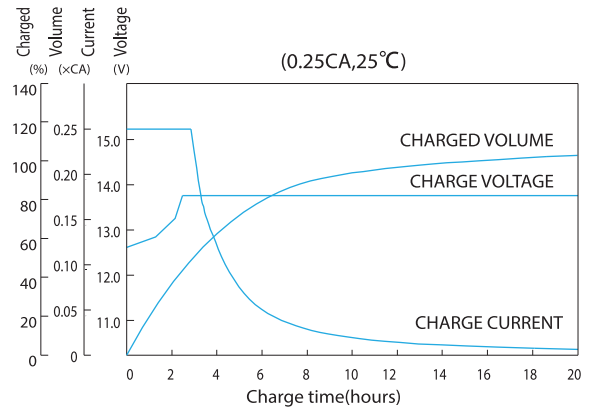


The operating environment temperature above 40°C should be avoided ,After long term storage, The battery actual capacity would be less than the rated capacity. Full capacity will be obtained through several charge/discharge cycles.
To get the longest life, PowerUps battery should be fully charged before storage.

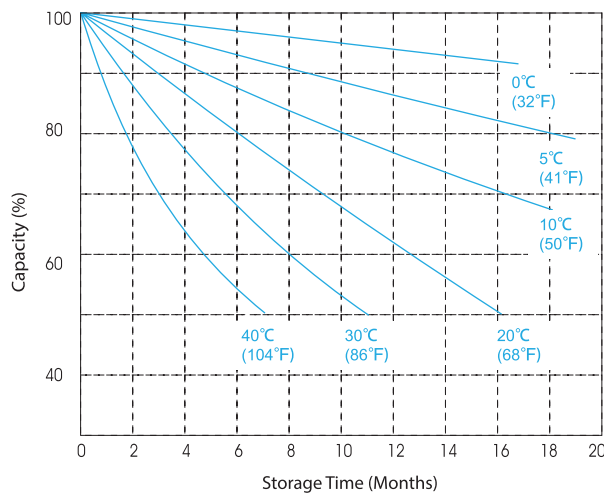
■ Cycle service life in relation to depth of discharge



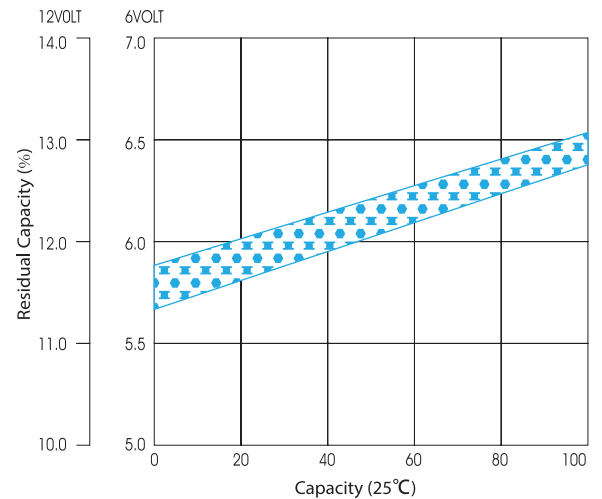
■ Constant voltage charge characteristic



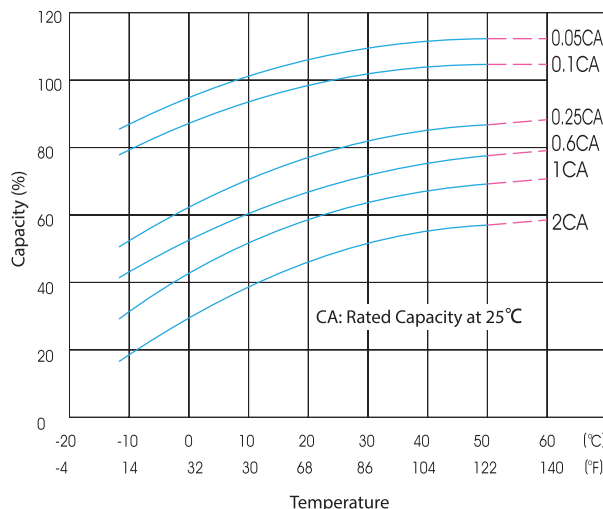
■ Self-Discharge Characteristics




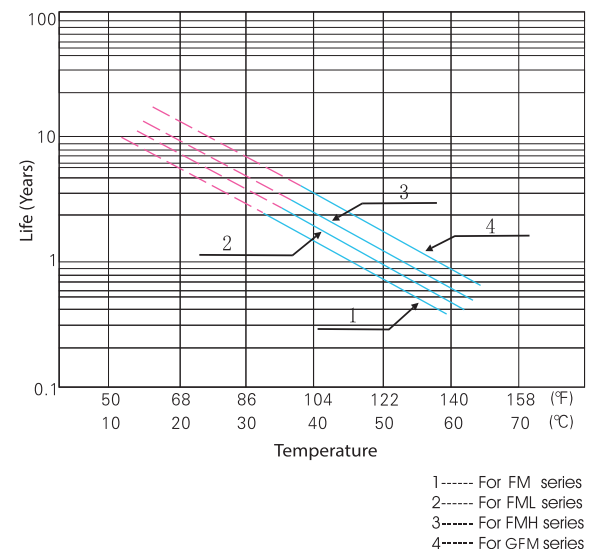
■ Relationship of OCV and Residual Capacity % (25°C)



■ Temperature effects on capacity



■ Temperature effects float life



Australia PowerUps

Address : 73 Boomerang Place, Seven Hills, NSW 2147, Australia

Website : www.powerups.com.au

Tel : 61 2 9831 8412

Email : enquiry@powerups.com.au